


Yes, You Can Play the Ukulele: A Comprehensive Guide for Beginners

Are you captivated by the soothing melodies and cheerful strumming of the ukulele? Have you always dreamed of learning to play this charming instrument but thought it was too difficult? Well, we're here to tell you that with a little dedication and the right approach, learning the ukulele is not as daunting as you might think.

Why the Ukulele?

The ukulele is an excellent choice for beginners for several reasons:



Yes, You Can Play The Ukulele! by Carlos Gardel

★★★★★ 5 out of 5

Language : English

File size : 404 KB

Text-to-Speech : Enabled

Screen Reader : Supported

Enhanced typesetting : Enabled

Print length : 48 pages

Lending : Enabled



- **Easy to Learn:** The ukulele's small size and simple fretboard make it accessible for players of all ages and skill levels.
- **Affordable:** Compared to other string instruments, ukuleles are relatively inexpensive, making them an accessible option for aspiring musicians.

- **Portable:** Its compact size allows you to take your ukulele anywhere, making it a great companion for practice sessions and spontaneous performances.
- **Versatile:** The ukulele can be used in a wide range of genres, from pop and folk to Hawaiian and classical.

Choosing the Right Ukulele

Before embarking on your ukulele adventure, it's essential to choose the right instrument. Here are a few factors to consider:

- **Size:** Ukuleles come in various sizes, including soprano, concert, tenor, and baritone. Soprano is the smallest and most common, while baritone is the largest and has a lower register.
- **Material:** Ukuleles can be made from various materials, including mahogany, spruce, and laminated woods. Different woods produce unique tonal qualities.
- **Price:** Ukuleles range in price depending on size, material, and brand. Set a budget before shopping to ensure you find an instrument that fits your needs and financial constraints.

Getting Started: Essential Chords and Strumming Patterns

Now that you have your ukulele, let's get you started with some basic chords and strumming patterns:

Chords:

- **C Major:** Place your index finger on the first fret of the second string, your middle finger on the second fret of the third string, and your ring

finger on the third fret of the fourth string.

- **G7:** Place your index finger on the second fret of the first string, your middle finger on the third fret of the second string, and your ring finger on the fourth fret of the fourth string.
- **F Major:** Place your index finger on the first fret of the first string, your middle finger on the third fret of the second string, and your ring finger on the second fret of the fourth string.

Strumming Patterns:

- **Down-Up:** Hold the ukulele in your left hand and use your right thumb to strum down on the strings, then back up in a steady rhythm.
- **Up-Down-Up:** Similar to down-up, but alternate between strumming up and down twice before going back up.
- **Rasgueado:** A flamenco-style strumming pattern where you rapidly strum the strings in a downward and upward motion, using a combination of thumb and nail.


Practice Makes Perfect

As with any instrument, the key to progress is regular practice. Here are a few tips:

- **Set Realistic Goals:** Don't try to learn too much too quickly. Start with simple chords and strumming patterns and gradually increase your skills.
- **Find a Practice Buddy:** Learning with a friend or joining a class can provide motivation and make practice more enjoyable.

- **Record Yourself:** Record your practice sessions and listen back to identify areas for improvement.
- **Use Online Resources:** There are numerous free and affordable online lessons, tutorials, and tablature resources available.

Learning the ukulele is a rewarding experience that can bring years of joy and musical expression. With a little patience, dedication, and the tips provided in this guide, you'll be strumming and singing your favorite tunes in no time. Embrace the simplicity and charm of the ukulele, and let the music fill your life.




Yes, You Can Play The Ukulele! by Carlos Gardel

★★★★★ 5 out of 5


Language : English
File size : 404 KB
Text-to-Speech : Enabled
Screen Reader : Supported
Enhanced typesetting : Enabled
Print length : 48 pages
Lending : Enabled





Unveiling the Dark Underbelly of America: A Comprehensive Exploration into the Country's Hidden Truths

America, often hailed as a beacon of hope and progress, conceals a darker side that remains largely unknown. Beneath the facade of...



Write Therefore Am: Exploring the Profound Interplay Between Writing and Identity

In the realm of human experience, the act of writing holds a profound and multifaceted significance. It is a practice that transcends mere scribbling...